

FRAMEWORK

CONSIDERED PIECES FOR THE WORKPLACE

LOCKER SPECIFICATION

Our customisable locker configurations are designed with flexibility and function in mind. Manufactured from solid recyclable sheet steel and powdercoated to aesthetically suit any office environment, these sturdy lockable cabinets provide staff with a secure place to store their belongings. This range of flexible lockers made to your specifications connect together to create endless configurations to suit any requirements.

Features

- Fully customisable colours, sizes and perforation available. Information on page 2.
- Customisable lock types - electronic, digital or manual. Information on page 2.
- Numbered and customised door labels available
- One door with intermediate shelves inside (fixed or adjustable)
- Optional mail slot
- Optional incorporated seating
- Optional clothes hanging rails
- Thin edging
- Standard interior colour of white or black inside all lockers
- Laser cut keys as standard
- 5 Year Warranty
- Made from 100% recyclable sheet steel under ISO14001 EMS certification
- Durable powder coat finish - can be easily resprayed to suit company branding
- Carefully designed joining system allows for speedier on-site construction
- Steel locker system allows for simple reconfiguration and relocation to a new site if required
- Pairs with planter box to aesthetically enhance environment

Standard Internal Colours

- White
- Matte Black

(All custom colours available on request)

Standard Door Colours

All made to order

Maximum Loads

The shelves used in the lockers have the following maximum load rating. These ratings are based on a uniformly distributed load.

Locker Maximum Load per shelf

- 60 kg

Standard Locking Mechanism

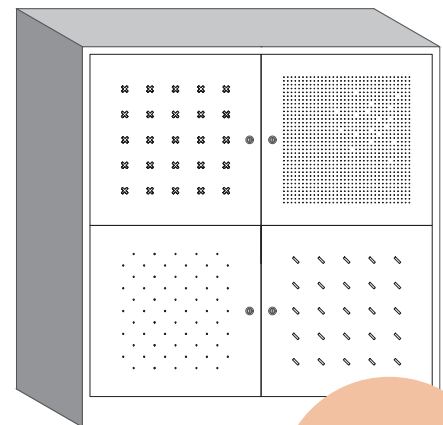

Cabinets feature laser cut keys and lock barrels, providing up to 10,000 different key combinations. These locks also feature an exchangeable lock barrel system so keys and barrels can be easily changed to suit individual requirements. Master keys also available. More information about lock options on page 2.

Operating Conditions

This product is intended for use in dry internal applications.
+3°C to +40°C

Dimension

All locker sizes are made to order and customisable to suit your needs. Speak to a Framework sales consultant to find out more.



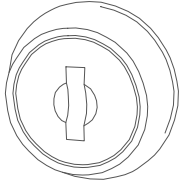
- Perforation patterns customisable
- Secure, lockable and stylish
- Powdercoated to be any colour



FRAMEWORK

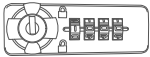
CONSIDERED PIECES FOR THE WORKPLACE

LOCKER CUSTOM DESIGN



Tailored to suit any environment, our locker systems offer a range of options for lock customisation. In addition to the standard key locking mechanism, we also offer the following options.

Combination Lock



Latch Lock - for use with padlock




Electronic Swipe Card Lock




Electronic Combination Lock




Example configuration




Dashed Pattern



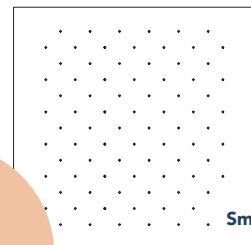
Mail Box Slot




Galactic Pattern



Cross Pattern



Small Diamond Pattern



Perforated Pattern

Example Custom Door Perforation Options

